

# Guide to Join the Contest

# Revitalize Your Tech Talent Ecosystem with Codepresso

Transform the landscape of your tech talent management—efficient, data-driven, and precise. Unlock the full potential of your workforce, today.

Contact Sales

After logging in to codepresso.io, please click on the [\[Dashboard\]](#) menu located at the top right corner.

## BUSINESS

ProSkillManager

ProSkillAssure

## DASHBOARD

Dashboard

## TRACKS

Skill Tracks

Career Tracks

## APPLY

Contests

English



Hello,

[See Profile >](#)

## Ongoing Learning



Course

Python List

## Points



0

Earned Today

63,610

Total

Please click on the [\[Contests\]](#) menu on the left side of the screen.

## My Tracks

## My Courses



Skill Track



Python

Python

Learning Position

Lv B &gt; Course 5 &gt; Skill 3 &gt; Exercise 3

[Continue](#)

Assessment Progress

Learning Progress

Career Track



Data Science

Python Data Analyst

Learning Position

Lv 1 &gt; Course 3 &gt; Skill 3 &gt; Exercise 18

[Continue](#)

Assessment Progress

Learning Progress

Career Track



AI

Structured Data Engineer with  
Tensorflow

Learning Position

Lv 2 &gt; Course 1 &gt; Skill 4 &gt; Exercise 4

[Continue](#)

Assessment Progress

Learning Progress

BUSINESS

ProSkillManager

ProSkillAssure

DASHBOARD

Dashboard

TRACKS

Skill Tracks

Career Tracks

APPLY

Contests

# Contests

Compete against other participants and find out who's the best!

From the list of Contests, [click on the Contest](#) you should participate in.

15 Contests

 <b>Live</b> Closed in 7 days 6 Participants  Certificate	 Closed 26 Participants  Certificate	 Closed 9 Participants  Certificate
---	--	---

--	--

## DASHBOARD

Dashboard

## TRACKS

Skill Tracks

Career Tracks

## APPLY

Contests

Live

Closed in 7 da

2

## [CJ Việt Nam X Codepresso] Final Round Sample Questions

6 Participants

August 2, 2024 at 3:00 AM

Certificate

Overview

Leaderboard

## Enter verification code

Enter the assigned verification code to participate in this contest.

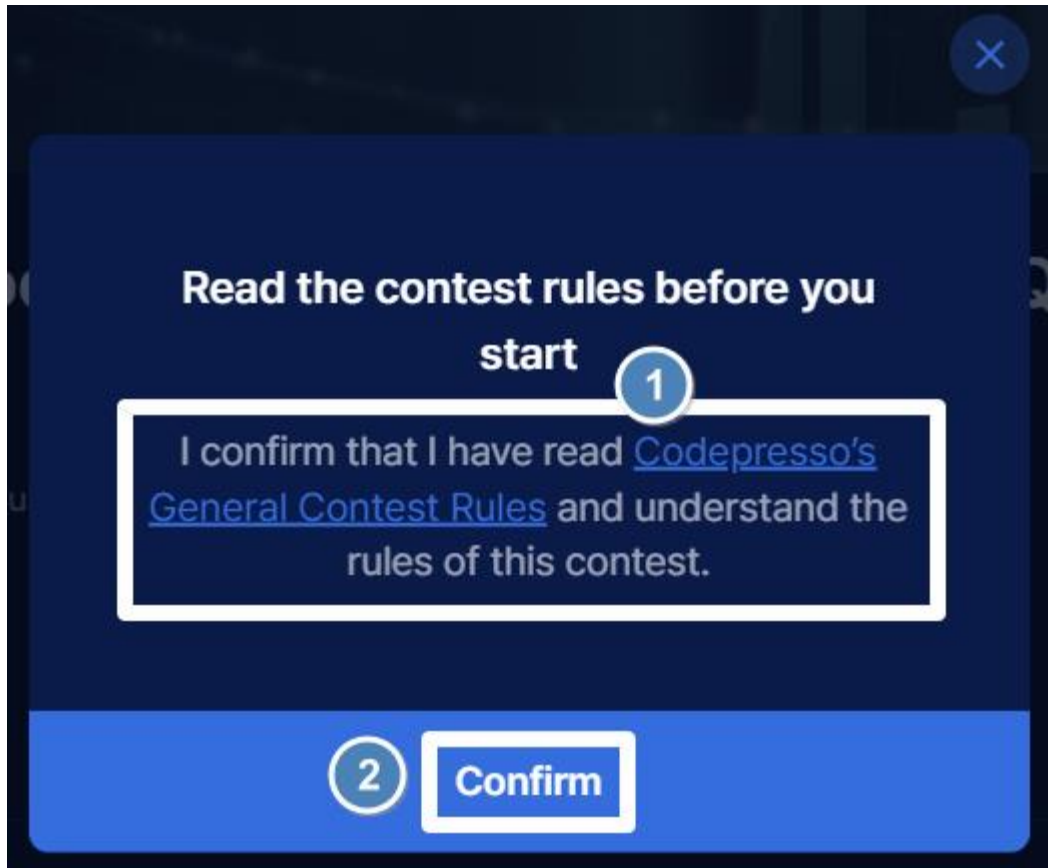
Verification Code

Next

1

Join Contest →

1. Click the **[Join Contest]** button.
2. Enter the verification code you received and click the **[Next]** button.



1. Please click the link [[Codepresso's General Contest Rules](#)] and read the content.
2. You must read the content and click the [[Confirm](#)] button, indicating your agreement, to participate in the contest.

2 Code Editor

1 Description Including Questions and Instructions

- ① Please review the Description listed on the right.
- ② Write your code in the Code Editor on the left and click the **[Run Code]** button at the bottom right to check the results.
- ③ Once you have completed writing your answer code, click the **[Submit Answer]** button.

Question

6

[CJ Viet Nam X Codepresso] Final Round Sample Questions

View Progress

6 / 7

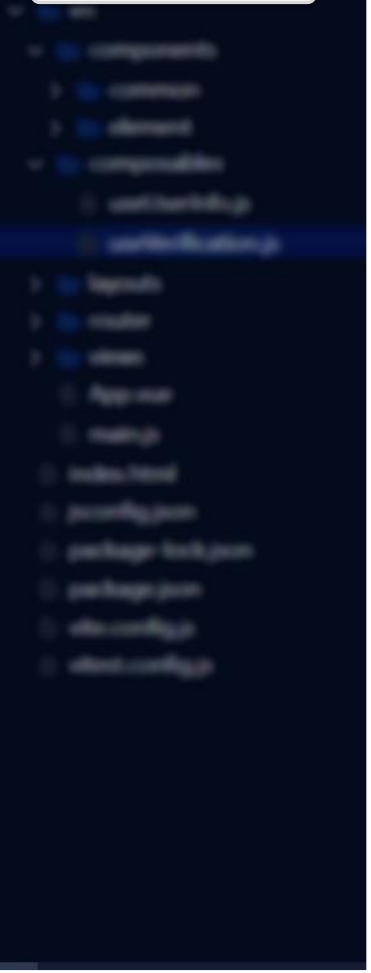
Go



1 Directory

2 Code Editor

3 Preview



```
1 let verified = false
2
3 export function isAuthenticated() {
4   const isAuthenticatedCode = "codepresso"
5
6   function isAuthenticated(code) {
7     // TODO: Implement here
8   }
9
10 }
11
12 function isAuthenticated() {
13   return verified
14 }
15
16 return {
17   isAuthenticated,
18   isAuthenticated
19 }
20 }
21
```

My Output

3

4

When you click the **[Preview]** button, you can immediately check the result on the screen.



Question

6

[CJ Viet Nam X Codepresso] Final Round Sample Questions

View Progress 6 / 7 Go < >

Even after submitting your answers, you can move to previous questions using the buttons at the top to re-run and re-submit your code.

My Output

Step 1

Verification Code Required

Submit

© 2024 Company, Inc.

Question

4

[C/C++ Name & Codepresso] Final Round Sample Questions

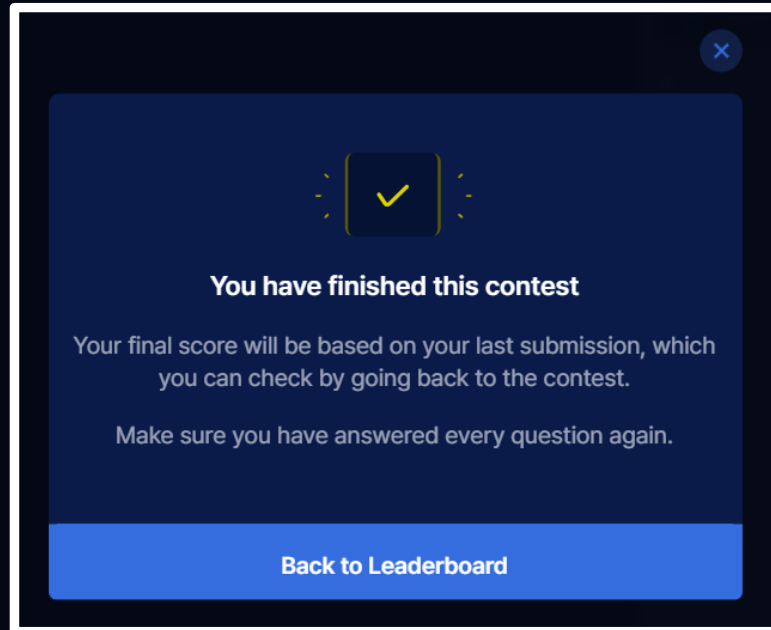
```
1 import random as rd
2 import sys
3 import math as m
4 import collections as c
5
6 v = random.randint(1, 1000000000)
7
8 # [C/C++ Name & Codepresso] Final Round Sample Questions
9
10
11
12 # [C/C++ Name & Codepresso] Final Round Sample Questions
13
14 # [C/C++ Name & Codepresso] Final Round Sample Questions
15
16
17
18
19
20 # [C/C++ Name & Codepresso] Final Round Sample Questions
21
```

The screenshot shows a 'View Progress' modal window with a close button (X) in the top right. Below the title, there is a progress indicator consisting of seven numbered circles (1-7). Circles 1 and 2 are grey with a blue checkmark, circle 4 is blue with a white checkmark, and circles 5, 6, and 7 are grey. To the right of the modal, there is a navigation bar with a grid icon, a '2 / 7' indicator, a 'Go' button, and left and right arrow buttons.

Answer Submission  
Completed

Answer Submission  
Incomplete

Even after submitting your answers, you can move to previous questions using the buttons at the top to re-run and re-submit your code.



When you complete the submission of the last question's answer, the following popup will appear, and the test will end.

## DASHBOARD

Dashboard

## TRACKS

Skill Tracks

Career Tracks

## APPLY

Contests



During the contest time, you can reconnect at any time via the [\[Join Contest\]](#) button to modify and resubmit your answers.

[Join Contest →](#)Overview **Leaderboard**

⚠ Final rankings and scores are displayed

#				
-	Pyungmu0410	-	2 / 7	August 2, 2024 6:46:28 AM (UTC)
-	Pyungmu0410	-	2 / 7	August 2, 2024 7:12:33 AM (UTC)
-	Pyungmu0410	-	1 / 7	August 2, 2024 7:24:33 AM (UTC)

**<Notice>**

Once the given contest time ends, you can NOT re-submit or modify your answers anymore. Please ensure to submit all answers within the time limit.